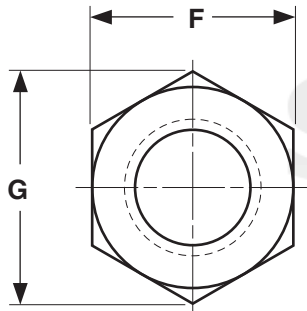


# NUTS

## HEAVY HEX

## Dimensional Information

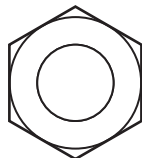


HEAVY HEX NUTS										ASME B18.2.2
Nominal Size or Basic Major Diameter of Thread		F			G		H			
		Width Across Flats			Width Across Corners		Thickness			
		Basic	Max	Min	Max	Min	Basic	Max	Min	
1/4	0.2500	1/2	0.500	0.488	0.577	0.556	15/64	0.250	0.218	
5/16	0.3125	9/16	0.562	0.546	0.650	0.622	19/64	0.314	0.280	
3/8	0.3750	11/16	0.688	0.669	0.794	0.763	23/64	0.377	0.341	
7/16	0.4375	3/4	0.750	0.728	0.866	0.830	27/64	0.441	0.403	
1/2	0.5000	7/8	0.875	0.850	1.010	0.969	31/64	0.504	0.464	
9/16	0.5625	15/16	0.938	0.909	1.083	1.037	35/64	0.568	0.526	
5/8	0.6250	1-1/16	1.062	1.031	1.227	1.175	39/64	0.631	0.587	
3/4	0.7500	1-1/4	1.250	1.212	1.443	1.382	47/64	0.758	0.710	
7/8	0.8750	1-7/16	1.438	1.394	1.660	1.589	55/64	0.885	0.833	
1	1.0000	1-5/8	1.625	1.575	1.876	1.796	63/64	1.012	0.956	
1-1/8	1.1250	1-13/16	1.812	1.756	2.093	2.002	1-7/64	1.139	1.079	
1-1/4	1.2500	2	2.000	1.938	2.309	2.209	1-7/32	1.251	1.187	
1-3/8	1.3750	2-3/16	2.188	2.119	2.526	2.416	1-11/32	1.378	1.310	
1-1/2	1.5000	2-3/8	2.375	2.300	2.742	2.622	1-15/32	1.505	1.433	
1-5/8	1.6250	2-9/16	2.562	2.481	2.959	2.828	1-19/32	1.632	1.556	
1-3/4	1.7500	2-3/4	2.750	2.662	3.175	3.035	1-23/32	1.759	1.679	
2	2.0000	3-1/8	3.125	3.025	3.608	3.449	1-31/32	2.013	1.925	
2-1/4	2.2500	3-1/2	3.500	3.388	4.041	3.862	2-13/64	2.251	2.155	
2-1/2	2.5000	3-7/8	3.875	3.750	4.474	4.275	2-29/64	2.505	2.401	
2-3/4	2.7500	4-1/4	4.250	4.112	4.907	4.688	2-45/64	2.759	2.647	
3	3.0000	4-5/8	4.625	4.475	5.340	5.102	2-61/64	3.013	2.893	
3-1/4	3.2500	5	5.000	4.838	5.774	5.515	3-3/16	3.252	3.124	
3-1/2	3.5000	5-3/8	5.375	5.200	6.207	5.928	3-7/16	3.506	3.370	
3-3/4	3.7500	5-3/4	5.750	5.562	6.640	6.341	3-11/16	3.760	3.616	
4	4.0000	6-1/8	6.125	5.925	7.073	6.755	3-15/16	4.014	3.862	

**Steel & Stainless** **HEAVY HEX**



Grade-5



Grade-A

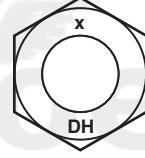


Grade-C

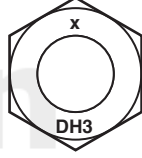
**STEEL**



A 194 Grade-2H

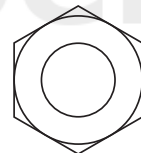


A 563 Grade-DH



A 563 Grade-DH3

<b>Description</b>	A six-sided internally threaded fastener which is both thicker and wider across the flats than a same-sized finished hex nut. Nuts in sizes 7/16 & smaller shall be double chamfered. Larger sizes are either double chamfered or chamfered on top with a washer faced bearing surface.
<b>Applications/ Advantages</b>	This is the strongest of all comparably-graded nuts because of its greater length of thread engagement and greater resistance to dilation (widening or stretching). <i>Grade-5</i> nuts are used with medium-carbon cap screws/bolts <i>Grade-A</i> nuts are used with low-carbon heavy hex bolts. <i>Grade-C</i> nuts are recommended for use with A-325 structural bolts. <i>Grade-2H</i> nuts are recommended for use with bolts in high-pressure and high-temperature service. <i>Grade-DH</i> nuts are recommended for use with A-490, Type-1 structural bolts and <i>Grade-DH3</i> nuts for use with A-490, Type-3 structural bolts.
<b>Material</b>	Nuts shall be made from a steel which conforms to the following chemical composition requirements (heat analysis)-- <i>Grade-5</i> -- Carbon: 0.55% maximum; Manganese: 0.30% max; Phosphorus: 0.05% maximum; Sulfur: 0.15% maximum. <i>Grades-A &amp; C</i> -- Carbon: 0.55% maximum; Phosphorus: 0.12% maximum; Sulfur: 0.023% maximum. <i>A 194 Grade-2H</i> -- Carbon: 0.40% min; Manganese: 1.00% max; Phosphorus: 0.04% max; Sulfur: 0.05% max; Silicon: 0.40% max. <i>A 563 Grade-DH</i> -- Carbon: 0.20-0.55%; Manganese: 0.60% minimum; Phosphorus: 0.04% maximum; Sulfur: 0.05% maximum. <i>Grade-DH3</i> -- Carbon: 0.20-0.53%; Manganese: 0.40% minimum; Phosphorus: 0.046% maximum; Sulfur: 0.050% maximum; Copper: 0.20% minimum; Chromium: 0.45% minimum; (Either Nickel: 0.20% minimum or Molybdenum: 0.15% minimum, may be used).
<b>Heat Treatment</b>	<i>Grade-2H</i> : Nuts are heat treated by quenching in a liquid medium from a temp above the transformation temp and tempering at a temp of at least 850°F. <i>Grades-C, DH &amp; DH3</i> : Nuts are heat treated by quenching in a liquid medium from a temp above the transformation temp and tempering at a temp of at least 800°F.
<b>Core Hardness</b>	<i>Grade-5</i> : Rockwell C32 max. <i>Grade-A</i> : Rockwell B68 - C32 <i>Grade-C</i> : Rockwell B78 - C38 <i>A 194 Grade-2H, A 563 Grades DH &amp; DH3</i> : Rockwell C24 - C38
<b>Proof Load</b>	<i>Grade-5</i> : 1/4 thru 1" Diam. Coarse- 133,000 psi.; Fine- 120,000 psi. <i>Grade-A</i> : Coarse- 100,000 psi.; Fine- 90,000 psi. <i>Grade-C</i> : 144,000 psi. <i>Grade-2H</i> : 150,000 psi. <i>Grades-DH &amp; DH3</i> : 175,000 psi.
<b>Plating</b>	See Appendix-A for plating information.



**18-8 STAINLESS STEEL**

<b>Description</b>	A six-sided internally threaded fastener which is both thicker and wider across the flats than a same-sized finished hex nut, made of 18-8 stainless. Nuts in sizes 7/16 & smaller shall be double chamfered. Larger sizes are either double chamfered or chamfered on top with a washer faced bearing surface.
<b>Applications/ Advantages</b>	This is the strongest of all 18-8 stainless hex nuts because of its greater length of thread engagement and greater resistance to widening or stretching.
<b>Material</b>	<i>Nuts shall be made from one of the following austenitic stainless alloys</i> : 303, 303Se, 304, XM7, all of which are characterized as having a chromium content of 18% and a nickel content of 8%.
<b>Heat Treatment</b>	The austenitic alloys develop their strength through work hardening during the fastener manufacturing process, as seen from the hardness properties below. The only heat treatment normally available on austenitic stainless alloys is annealing, which is done at approximately 1900°F to a dead soft condition and is not normally thermally reversible.
<b>Hardness</b>	<i>1/4 through 5/8"</i> : Rockwell B95 - C32 <i>3/4 through 1"</i> : Rockwell B80 - C32
<b>Proof Load</b>	<i>1/4 through 5/8"</i> : 100,000 psi <i>3/4 through 1"</i> : 85,000 psi.

\*Product standards require all grade-marked nuts 1/4" diameter and larger to have a raised or depressed insignia identifying its manufacturer. "X" represents one location such a marking may appear.