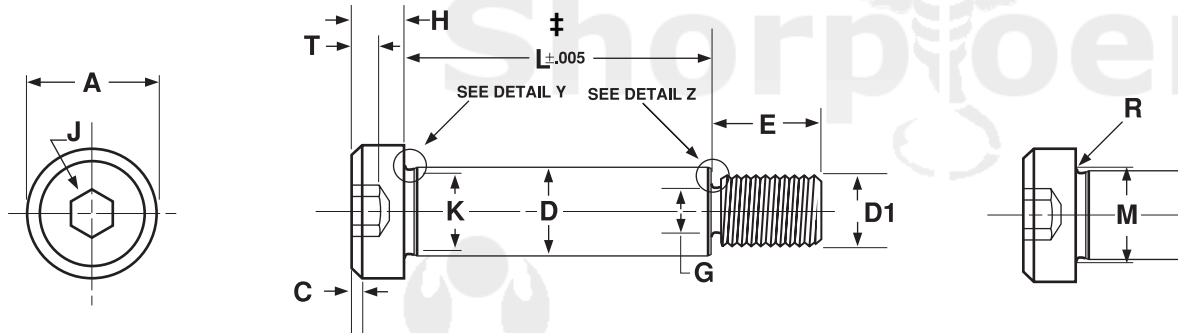


SOCKET SHOULDER SCREWS Alloy Steel

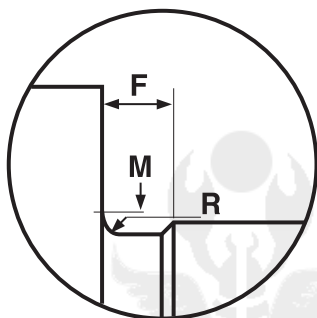


‡Length of a shoulder screw is measured from the underhead bearing surface to the plane of the shoulder at the threaded end.

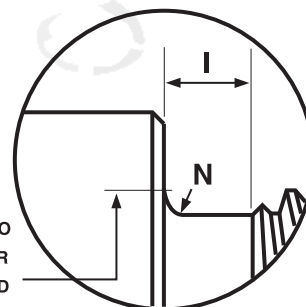
SOCKET HEAD SHOULDER SCREWS - ALLOY STEEL											ASME B18.3-2012		
Nominal Size	D		A		H		C	J	T	M	R	K	F
	Shoulder Diameter		Head Diameter		Head Height		Chamfer or Radius	Hex Socket Size	Key Engagement	Fillet Transition Diameter	Head Fillet Radius	Shoulder Neck Diameter	Shoulder Neck Width
	Max	Min	Max	Min	Max	Min	Max	Nom	Min	Max	Min	Min	Max
1/4	0.2480	0.2460	0.375	0.357	0.188	0.177	0.020	1/8	0.094	0.276	0.009	0.227	0.093
5/16	0.3105	0.3085	0.438	0.419	0.219	0.209	0.026	5/32	0.117	0.345	0.012	0.289	0.093
3/8	0.3730	0.3710	0.562	0.543	0.250	0.240	0.031	3/16	0.141	0.413	0.015	0.352	0.093
1/2	0.4980	0.4960	0.750	0.729	0.312	0.302	0.040	1/4	0.188	0.550	0.020	0.477	0.093
5/8	0.6230	0.6210	0.875	0.853	0.375	0.365	0.050	5/16	0.234	0.687	0.024	0.602	0.093
3/4	0.7480	0.7460	1.000	0.977	0.500	0.490	0.069	3/8	0.281	0.826	0.030	0.727	0.093

Description	A hex socket head screw with an enlarged, unthreaded, cylindrical shoulder under the head, the diameter of which serves as the basis for the derivation of the nominal size.
Applications/ Advantages	For rotation or sliding applications, such as pulley shafts, in punch and die work, or for use as a bearing pin. Shoulder screws are also referred to as "stripper bolts".
Material	Shoulder screws shall be made fabricated from an alloy steel having one or more of the following elements: chromium, nickel, molybdenum or vanadium, in sufficient quantity to assure the hardness specified below.
Heat Treatment	Shoulder screws shall be heat-treated by oil quenching from above the transformation temperature and then tempered at a temperature not lower than 650°F.
Hardness	Rockwell C32 - 43
Tensile Strength	140,000 psi. minimum (material only)
Yield Strength	120,000 psi. minimum (material only)
Elongation	15% minimum (applies to all machined specimens of length at least 4D where D equals the nominal diameter of the screw)
Reduction of Area	45% minimum (applies to all machined specimens)
Plating	Shoulder screws are usually supplied plain.

SOCKET SHOULDER SCREWS



ENLARGED DETAIL Y



THIS DIA NOT TO EXCEED MAJOR DIA OF THREAD

ENLARGED DETAIL Z

SOCKET HEAD SHOULDER SCREWS - ALLOY STEEL (CONTINUED)

ASME B18.3-2012, Blue Devil®

Nominal Size	D1 Nominal Thread Size	Threads Per Inch	G Thread Neck Diameter		I Thread Neck Width	N Thread Neck Fillet		E Thread Length	Thread Section Tensile Strength (Lbs) Min	Single Shear Strength (Lbs)		Seating Torque (Inch Lbs)
			Max	Min	Max	Min	Basic	Shoulder		Thread Neck		
								Min		Min		
1/4	10	24	0.142	0.133	0.083	0.023	0.017	0.375	2,540	4,515	1,250	50
5/16	1/4	20	0.193	0.182	0.100	0.028	0.022	0.438	4,610	7,100	2,340	125
3/8	5/16	18	0.249	0.237	0.111	0.031	0.025	0.500	7,600	10,280	3,970	265
1/2	3/8	16	0.304	0.291	0.125	0.035	0.029	0.625	11,240	18,350	5,985	470
5/8	1/2	13	0.414	0.397	0.154	0.042	0.036	0.750	20,570	28,785	11,140	1,150
3/4	5/8	11	0.521	0.502	0.182	0.051	0.045	0.875	32,770	41,515	17,800	2,000

Tolerance on Thread Length	Nominal Screw Sizes	
	Up to 3/8 in., Inclusive	Over 3/8 in.
	-0.020	-0.030